

Circle Time Rules



eyes
to see



ears
to hear



mouth
to speak




head to think



hands in lap
to concentrate

How to Say the Pledge of Allegiance



I stand. I put my right hand on my heart. I look at the flag. I say the pledge.



I pledge allegiance to the flag of the United States of America and to the Republic for which it stands, one nation under God, indivisible, with liberty and justice for all.

The Pledge of Allegiance



I pledge allegiance to the
Flag of the United States
of America, and to the
Republic for which it
stands, one Nation under
God, indivisible, with liberty
and justice for all.





Who stole
the cookie from
the cookie jar?

----- Stole the cookie
from the cookie jar.

“Who Me?”

Yes You!

“Couldn't be!”


Then who?

(take out new cookie)


----- Stole the cookie
from the
cookie jar.

(continue)







angry




sad




happy




silly




tired




worried



surprised




scared




cranky

The weather today is



Rainy



Sunny



Windy











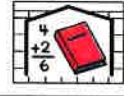



Snowy

Directions:

1. Laminate and cut out days/months pieces. Put soft velcro on the back of each piece.
2. Laminate Days/Months worksheet (or place in a clear plastic top loading sheet). Add hard velcro in corresponding spot to soft velcro pieces so that child can match and attach the days/months pieces to the worksheet.
3. This worksheet can be used during a morning circle or during independent work. Each child can have their own copy (to keep hands busy!) or the worksheet can be completed as a group.
4. For students who cannot yet match words, each day of the week can be colored a different color (i.e. Monday-red, Tuesday-blue, Wednesday-green, etc) so the child matches by color instead.

Days/Months Pieces

Monday	Tuesday	Wednesday	
Thursday	Friday	Saturday	Sunday

January		February		March	
April		May		June	
July		August		September	
October		November		December	

Days of the Week

Monday

Tuesday

Wednesday

Thursday

Friday

Saturday

Sunday


Today is...

Months of the Year

January



February



March



April



May




June



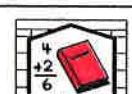
July



August




September



October



November




























December



The month is...

Alphabet Chart

Cc 	Dd 	Ee 	Bb 
Gg 	Hh 	Ii 	Ff 
Kk 	Ll 	Mm 	Jj 
Oo 	Pp 	Qq 	Nn 
Ss 	Tt 	Uu 	Rr 
Vv 	Ww 	Xx 	Yy 
Zz 			

Let's Count

1

2

3

4

5

6

7

8

9

10

11

12

13

14

15

16

17

18

19

20

21

22

23

24

25

26

27

28

29

30

